

 **AluTech**[®]
bond | 100 | 200
Aluminium Composite Panel



KOMPOZİT PANEL
RENK KARTELASI

COMPOSITE PANEL
COLOR CHART

Dünyanızı Renklendirir
Colors Your World

Sistem 
A L Ü M İ N Y U M

Temmuz / 2024

Estetik, Dayanıklı ve Bakımı Kolay Bir Cephe Çözümüdür.

*It's an aesthetic, highly durable
maintenance friendly facade solution.*

Genel Özellikleri / General Features

- **Dayanıklı, sert ve hafif**
Highly durable rigid and light weight
- **Sınırsız renk ve proje desen seçeneği**
Unlimited color & design option
- **Ses ve ısı izolasyonu**
Sound & heat isolation
- **Tüm çevre koşullarına karşı dayanıklı**
Resistant to all weather conditions
- **Hızlı ve kolay montaj**
Easy and fast application
- **Estetik ve şık görünüm**
Aesthetic and elegant appearance
- **%100 geri dönüştürülebilir**
Aesthetic and elegant appearance
- **Çevreye duyarlı**
Eco-Friendly

Hatırlatmalar / Reminders

Renk bütünlüğünün sağlanabilmesi için bir defada sipariş verilmesi önerilir.

To ensure the color consistency, placing total requirements in one order is recommended.

Siparişlerinizde 1250 mm ve 1500 mm levhalar birlikte kullanılacak ise sipariş aşamasında yazılı olarak bilgi verilmesi renk bütünlüğünün sağlanabilmesi için zaruridir.

If your orders are to be used together with 1250 mm and 1500 mm plates, it is necessary to provide written information at the order stage in order to ensure color integrity.



Uygulama Alanları

- Dış ve İç Cephe Kaplama
- Alışveriş Merkezleri,
- Otel, Sergi ve Fuar Alanları
- Restorasyon ve Dekorasyon Uygulamaları,
- İşaret Levha ve Reklam Panoları
- Stant Uygulamaları
- Ofis Bölme Sistemleri
- İç Cephe Kaplamaları
- Mağaza Görselleri
- Taşıt Uygulamaları

Application Areas

- Exterior Architecture,
- Interior Design
- All Facades
- Curtain Wall
- Industrial Application
- Transport Signage and Furniture
- Advertisement Stands
- Office Partitions
- Interior Design
- Retail / Industrial / Display, Vehicle Applications

Panel Ölçüleri / Panel Dimensions

Standart Panel Ölçüsü / Standard Panel Size : 4 mm x 1250 mm x 3200 mm

Panel Kalınlığı / Panel Thickness : 2 mm - 6 mm

Panel Boyu / Panel Length : 2000 mm - 6000 mm

Panel Eni / Panel Width : 1000 mm - 1500 mm

Üretim ve Panel Toleransları / Tolerances

Panel Kalınlığı / Panel Thickness : $\pm 0,2$ mm

Panel Boyu / Panel Length : -0 mm / $+4$ mm

Panel Eni / Panel Width : -0 mm / $+2$ mm

Diagonal Fark / Diagonal Difference : max. 3 mm

Akma Mukavemeti / Yield Strength : 42 N mm²


Çekme Mukavemeti / Tensile Strength : 48 N mm²

Kenar Kayması Toleransı / Edge Shift Tolerance : max. 2 mm

100 SERİSİ



AB-900 Beyaz / White



AB-901 Kırık Beyaz / Pure White




AB-100 Krem / Cream




AB-700 Gümüş / Silver



AB-703 Parlak Gümüş / Bright Silver



AB-701 Füme / Umbra Grey




AB-704 Metalik Koyu Gri / Dark Grey Metallic



AB-702 Antrasit Gri / Anthracite Grey



AB-120 Şampanya / Champagne




AB-130 Bronz / Bronze



AB-300 Kırmızı / Red



AB-301 Bordo / Burgundy



AB-200 Turuncu / Orange



AB-500 Mavi / Blue



AB-450 Siyah / Black

100 SERİSİ



AB-1101 Siyah Granit / Black Granite



AB-1400 Simli Siyah / Sparkling Black



AB-1000 Açık Ceviz / Light Walnut



AB-1001 Koyu Ceviz / Dark Walnut



AB-1002 Maun / Mahogany



AB-1003 Çam / Pine




AB-1005 Tik / Teak



AB-1006 Kalın Altın Meşe / Thick Golden Oak



AB-1102 Dokulu Antrasit / Antracite Texture



AB-1104 Korten Çelik / Corten Steel




200 SERİSİ




SB-900

Beyaz / White




SB-901

Kırık Beyaz / Pure White




SB-902

Simli Beyaz / Sparkling White




SB-100

Krem / Cream



SB-700

Gümüř / Silver



SB-706

Platin Gri / Platinum Gray



SB-701

Koyu Gri / Dark Grey




SB-705

FÜme / Umbra Grey



SB-702

Antrasit Gri / Anthracite Grey



SB-708

Quarz Gri / Quarz Grey



SB-120

Şampanya / Champagne



SB-130

Bronz / Bronze



SB-110

Altın Sarısı / Gold



SB-140

Bakır / Copper



SB-300

Kırmızı / Red

200 SERİSİ



SB-301

Bordo / Burgundy




SB-200

Turuncu / Orange



SB-201

Sarı / Yellow



SB-501

Azul Mavi / Azul Blue



SB-450

Siyah / Black



SB-500

Mavi / Blue



SB-1000

Açık Ceviz / Light Walnut



SB-1001

Koyu Ceviz / Dark Walnut



SB-1005

Tik / Teak



SB-1006

Kalın Altın Meşe / Thick Golden Oak



SB-1007

Dokulu Tik / Textured Teak



SB - 1008

Klasik Ağaç / Vintage Wood






ALUTECHBOND®

A2, B1, B2 ve LDPE SINIFLARINDA
DÜNYA KALİTE STANDARTLARINA UYGUN OLARAK ÜRETİLİR.

Production of A2, B1, B2 and LDPE types panels according to world quality standards.



Sistem **Al**
A L Ü M İ N Y U M

Merkez / Head Office
Akçaburgaz Mah. 3055. Sk. No.4
34522 Esenyurt / İstanbul - TÜRKİYE
Tel : +90 212 886 87 87
Fax: +90 212 886 53 29

Fabrika / Factory
Ergene1 OSB, Vakıflar OSB Mah.
D100 Cad. No: 13/1 59930
Ergene / Tekirdağ - TÜRKİYE
Tel : +90 282 693 27 27

sistem@sistemal.com
www.sistemal.com

